



You can use yards or meters.

Write your score and in notes you can write for example the number of putts as shown in the picture. If you write an x followed by the number of putts mean a chip and number of putts. So: x2 is a chip and 2putts.

In notes you can write some additional information you find suitable to know.

APPROACHES & PAR 3

The inner circle symbolizes a 6-meter diameter around the flag so if you are inside of 3 meters from the flag you mark inside the small circle.

The larger circle has a diameter of 20 meters so its 10 meter to the flag. If you are outside you can mark it outside the circle.

Are you outside the green and Chip / Pitch the ball and use 1 putt you register it and fill in the statistics after the round.

You can off course use different measurements on the circles but use the distances over a period of time so the statistics gets true. When the ball land on the green or just around you make a dot and write a 7 (for a 7-iron) a dot and PW is a pitching wedge, a 4wood is a dot followed by 4w.

TEE SHOTS

Here you can also draw a shape off the ball flight, distance and were it lands. The centre line doesn't have to be the middle of fairway it is where you aim. If you use a spoon or a 5 wood from the Tee you mark it 3w or 5w. After each round you fill in the statistics in General Information.

GENERAL INFORMATION

Greens in regulations


Fairways in regulations

Sand saves (up and down from the bunkers)

Up and Downs (is used from 100 meters and shorter, followed by a 1 putt)

Total Putts
 3 Putts
 Single putts

In NOTES under general information you can write things like Rain, Wind etc.
Fill in these and after 6-8 rounds you start to get a picture of what to do!
You can take a print of the pages and start to use it. If you need future help you are welcome to contact m



SCORE ANALYSER

SCORE NOTES		APPROACHES & PAR 3		SCORE NOTES	
1				10	
2				11	
3				12	
4				13	
5				14	
6				15	
7				16	
8				17	
9				18	

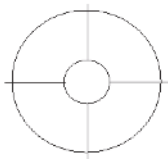
NAME _____

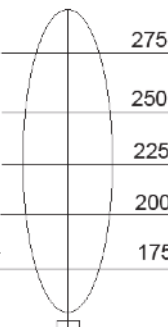
DATE _____

SCORE _____

HCP _____

NET _____






TEE SHOTS

GENERAL INFORMATION

GREENS IN REGULATION	18
FAIRWAY IN REGULATION	
SAND SAVES	
UP AND DOWNS	
TOTAL PUTTS	<input checked="" type="checkbox"/>
3 PUTTS	<input checked="" type="checkbox"/>
SINGLE PUTTS	<input checked="" type="checkbox"/>
NOTES	



SCORE ANALYSER

SCORE NOTES		APPROACHES & PAR 3		SCORE NOTES	
1				10	
2				11	
3				12	
4				13	
5				14	
6				15	
7				16	
8				17	
9				18	

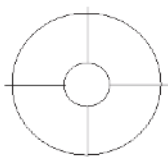
NAME _____

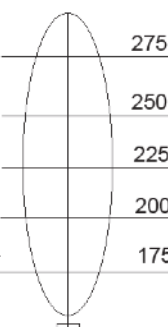
DATE _____

SCORE _____

HCP _____

NET _____





TEE SHOTS

GENERAL INFORMATION

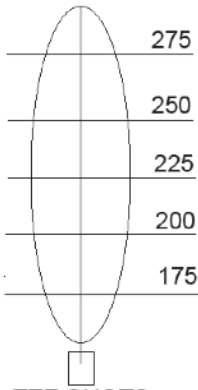
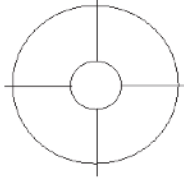
GREENS IN REGULATION	18
FAIRWAY IN REGULATION	
SAND SAVES	
UP AND DOWNS	
TOTAL PUTTS	<input checked="" type="checkbox"/>
3 PUTTS	<input checked="" type="checkbox"/>
SINGLE PUTTS	<input checked="" type="checkbox"/>
NOTES	



SCORE ANALYSER

SCORE		NOTES
1		
2		
3		
4		
5		
6		
7		
8		
9		

APPROACHES & PAR 3



TEE SHOTS

SCORE		NOTES
10		
11		
12		
13		
14		
15		
16		
17		
18		

NAME _____
 DATE _____
 SCORE _____
 HCP _____
 NET _____

GENERAL INFORMATION

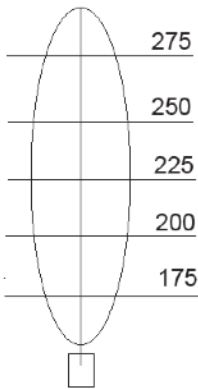
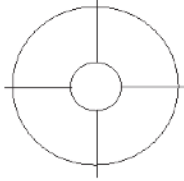
GREENS IN REGULATION	18
FAIRWAY IN REGULATIONS	
SAND SAVES	
UP AND DOWNS	
TOTAL PUTTS	<input checked="" type="checkbox"/>
3 PUTTS	<input checked="" type="checkbox"/>
SINGLE PUTTS	<input checked="" type="checkbox"/>
NOTES	



SCORE ANALYSER

SCORE		NOTES
1		
2		
3		
4		
5		
6		
7		
8		
9		

APPROACHES & PAR 3



TEE SHOTS

SCORE		NOTES
10		
11		
12		
13		
14		
15		
16		
17		
18		

NAME _____
 DATE _____
 SCORE _____
 HCP _____
 NET _____

GENERAL INFORMATION

GREENS IN REGULATION	18
FAIRWAY IN REGULATIONS	
SAND SAVES	
UP AND DOWNS	
TOTAL PUTTS	<input checked="" type="checkbox"/>
3 PUTTS	<input checked="" type="checkbox"/>
SINGLE PUTTS	<input checked="" type="checkbox"/>
NOTES	